
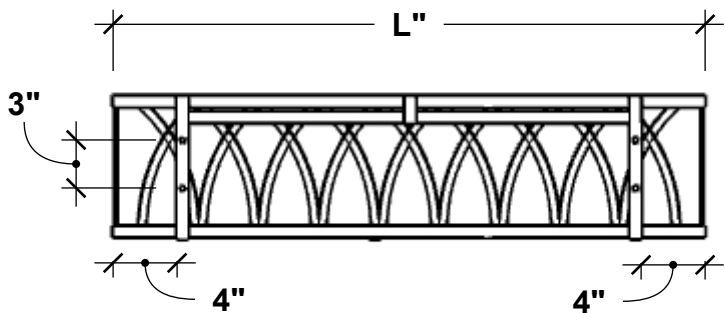


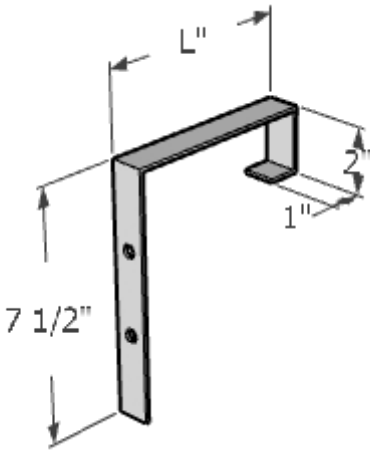
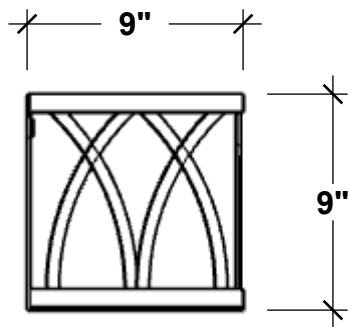
PERSPECTIVE VIEW



BACK VIEW



BACK VIEW



Size	Actual Dimensions of Liner Fitment
24"	25"L x 9"W by 9"H
30"	31"L x 9"W by 9"H
36"	37"L x 9"W by 9"H
42"	43"L x 9"W by 9"H
48"	49"L x 9"W by 9"H
60"	61"L x 9"W by 9"H
72"	73"L x 9"W by 9"H

Flat Rail Bracket Size	L=Length Dimension
2x4	4 x 7 1/2 x 2
2x6	6 x 7 1/2 x 2
2x8	8 x 7 1/2 x 2

GENERAL NOTES
1. Frame, Back and Bottom supports: 3/4"W x 3/16" Thk Flat Bar 2. Design: 1/2"W x 3/16" Thk Flat Bar 3. 1" Mounting Straps along the back with the pre-drilled holes. Bracket Hardware Included 4. Arches must align consistently along the length Box.

HOOKS & LATTICE

A CARLSBAD MANUFACTURING COMPANY

1 (800) 896-0978

HooksandLattice.com

PRODUCT DESCRIPTION				SKU				PREPARED FOR		APPROVAL SIGNATURE
ARCH RAILING PLANTER - FOR WOOD RAILINGS				540C-X-415RB-X						
DIMENSIONS	MATERIAL	COLOR / FINISH	REP	DB	DATE	REV	ORDER #	PROJECT / SIDEMARK / IF#		APPROVAL DATE
			Cressa	RM	02/2025					

PLEASE NOTE: Due to the handmade nature of our products, individual measurements may vary from those listed. The provided dimensions are for reference only  
All images are the intellectual property of Hooks and Lattice. Reproduction in any form is strictly prohibitive without the express written permission of Hooks and Lattice. All designs are property of Hooks and Lattice.